

5 What's new in Zabbix 5.0.0

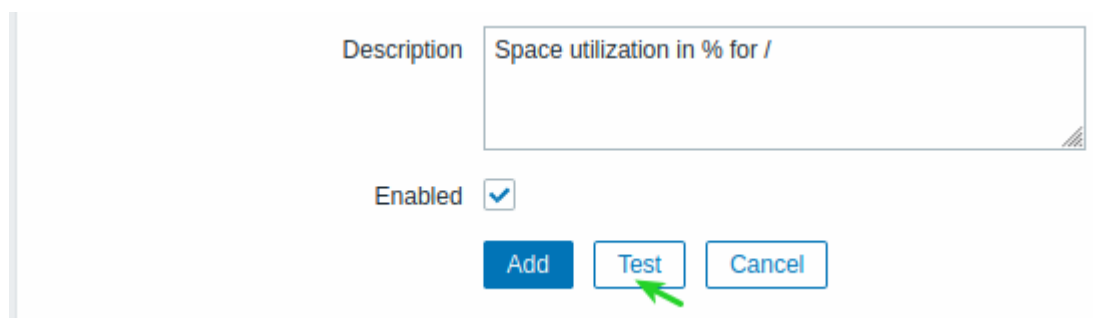
Zabbix 5.0.0 is not released yet.

Test item from UI

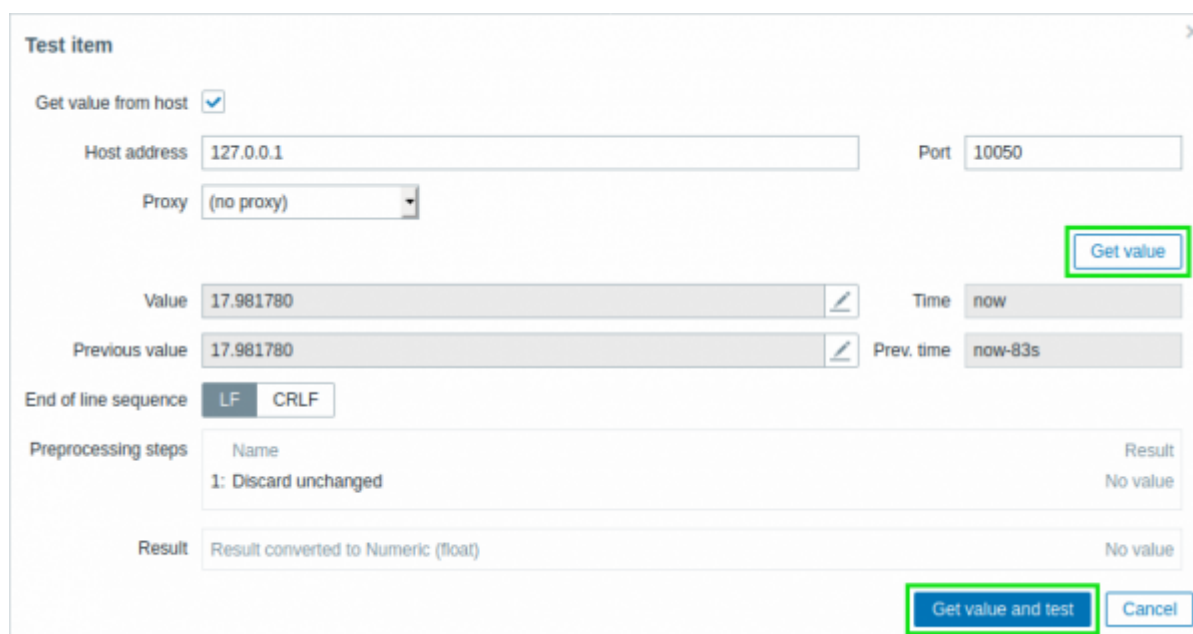
In previous Zabbix versions it was difficult to tell if a newly-configured item was configured correctly or not. For that you needed to wait until the item tried to gather some data.

In the new version it is possible to test the item from the user interface immediately and, if configured correctly, get a real value in return.

To test the item, click on the *Test* button at the bottom of the item configuration form.



When the item testing form opens it will have the required host parameters (interface, port, proxy name/no proxy) filled automatically. To test the item, click on *Get value*. If the value is retrieved successfully, it will fill the *Value* field.



A successfully retrieved value from host can also be used to test the preprocessing steps.

In fact, the item testing form is an extension of the preprocessing testing form already known in recent Zabbix versions. So if previously you could test preprocessing steps only against a hypothetical input value, now it is also possible to test preprocessing against a real test value just received.

To test the preprocessing steps against the real value, click on *Get value and test*.

IPMI sensor discovery

A new `ipmi.get` IPMI item has been added that returns a JSON with IPMI-sensor related information. This item can be used for the [discovery of IPMI sensors](#).

Item key limit raised

The maximum allowed length of an item key has been raised from 256 to 2048 characters.

Restricting agent checks

It is possible to restrict checks on the agent side by creating a whitelist or blacklist of allowed item keys.

Whitelist/blacklist is created using a combination of two new agent [configuration](#) parameters:

- `AllowKey=<pattern>` - which checks are allowed; `<pattern>` is specified using a wildcard (*) expression
- `DenyKey=<pattern>` - which checks are denied; `<pattern>` is specified using a wildcard (*) expression

See also: [Restricting agent checks](#)

Stronger cryptography for passwords

A stronger bcrypt cryptography is now used for hashing user passwords instead of MD5. The change to the stronger cryptography after the upgrade is automatic, i.e. no effort on the user side is required. Note that passwords longer than 72 characters will be truncated.

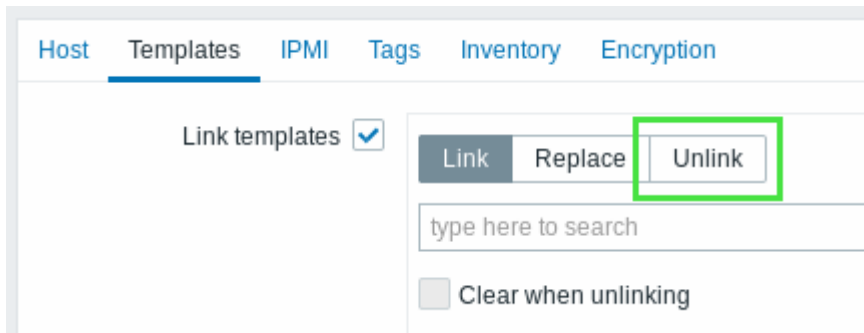
Using HTTP proxy in webhooks

It is now possible to specify an HTTP proxy when configuring a [webhook](#). The new `HTTPProxy` parameter is listed in the webhook parameter list by default with an empty value.

When specifying the proxy value the same functionality as in the item configuration [HTTP proxy](#) field is supported.

Mass unlinking of templates

It is now possible to mass unlink templates when using host or template mass update:

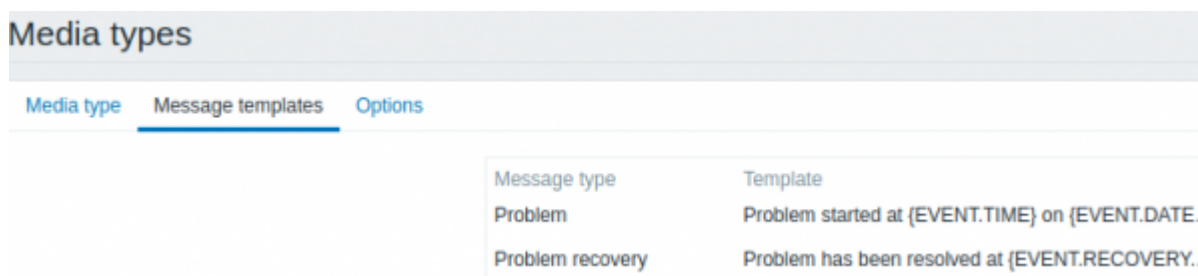


See also:

- Host mass [update](#)
- Template mass [update](#)

Default messages for each media type

It is now possible to specify default message templates for each event type when defining [Media types](#)



Databases

Support of IBM DB2 dropped

The IBM DB2 database is no longer supported by Zabbix.

Minimum required versions updated

The minimum required versions for supported [databases](#) now are:

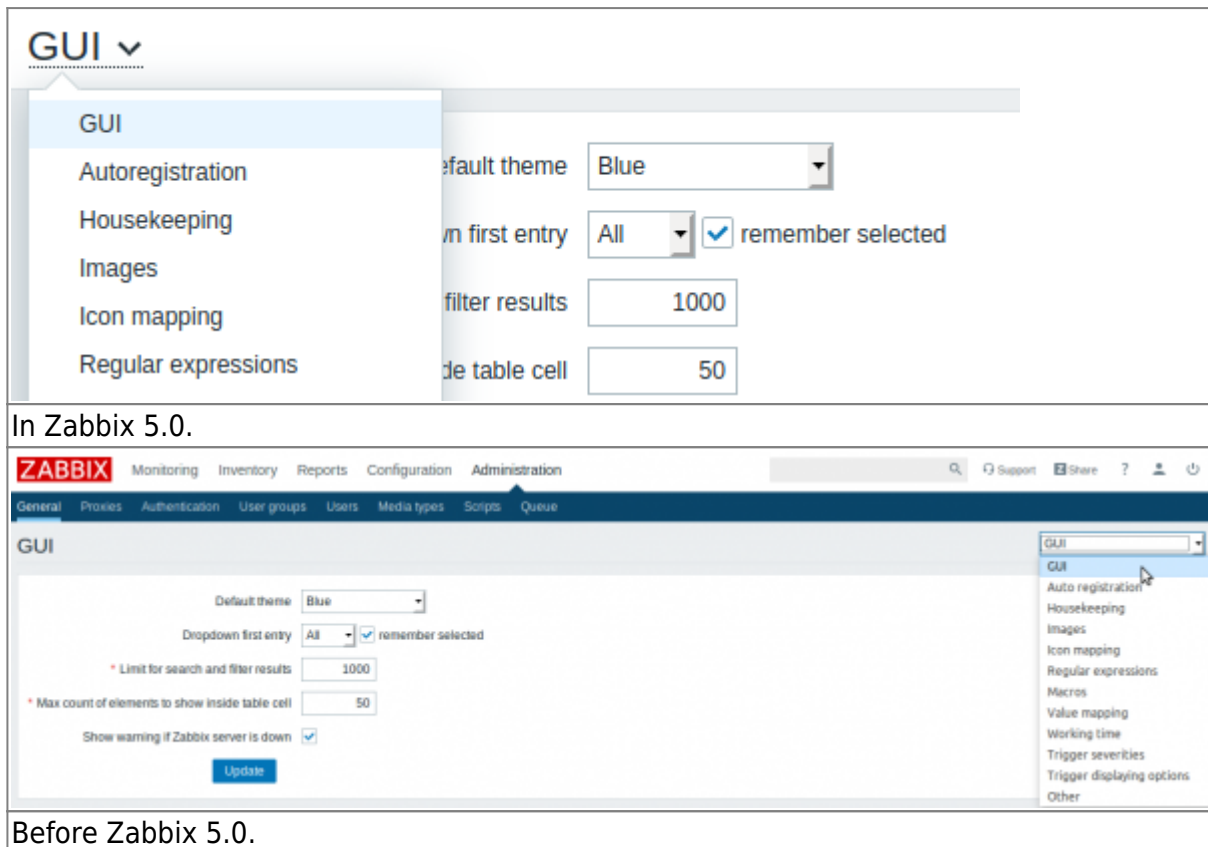
- MySQL 5.5.62
- MariaDB 10.0.37
- PostgreSQL 9.2.24
- Oracle 11.2

Frontend

Page selection dropdown integrated into headings

Some frontend sections in Zabbix may display a different page depending on user selection. For example, *Administration* → *General* may display twelve different pages.

Previously, the page selection was made in a rather small, easy-to-miss dropdown located in the top right corner of the page. Now that selection has been integrated into the headings on the left.



This change affects the following sections:

- *Monitoring* → *Overview*
- *Monitoring* → *Screens*
- *Configuration* → *Actions*
- *Administration* → *General*
- *Administration* → *Queue*

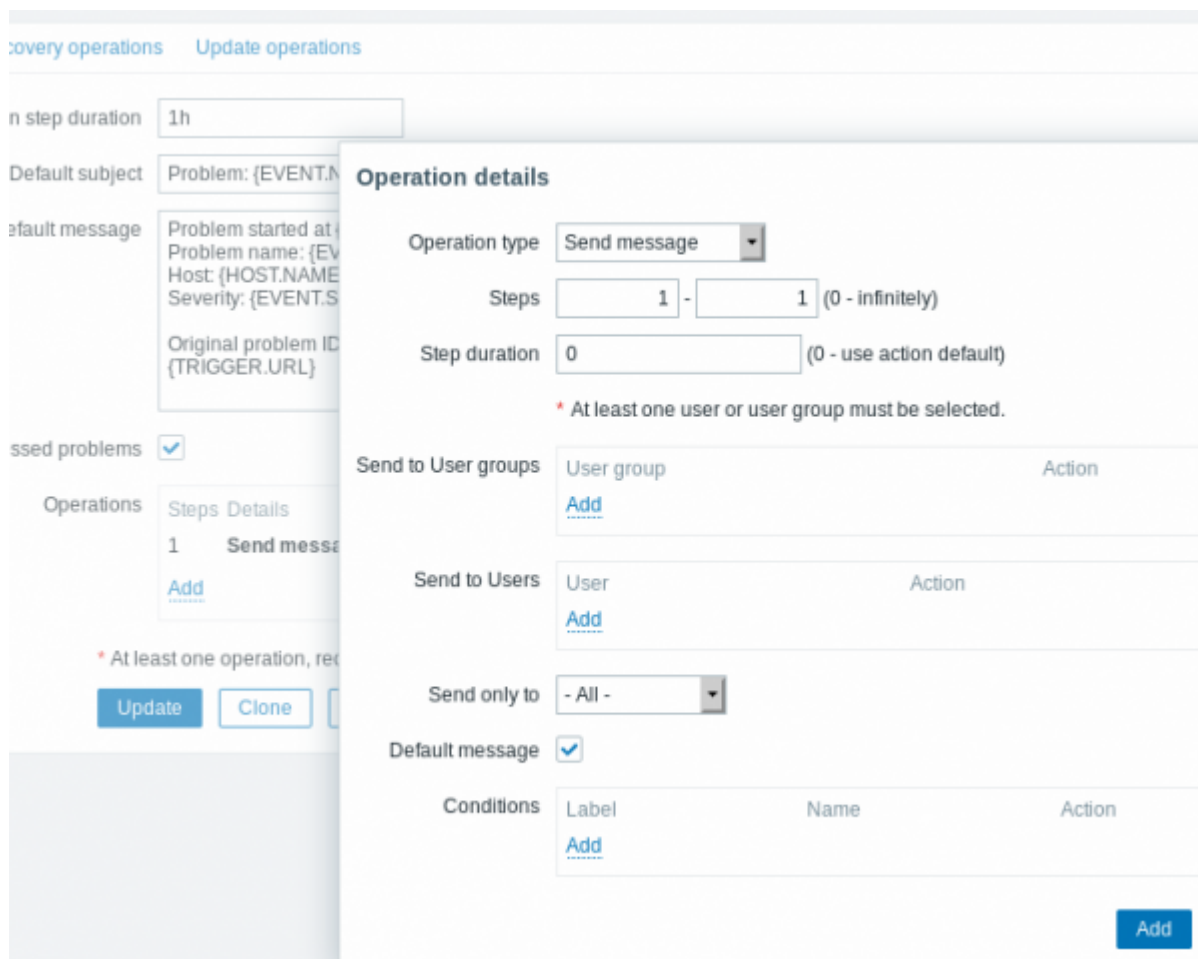
Detail editing as popup window

In several configuration sections of Zabbix frontend detail editing is now opened as a popup window. This is implemented for:

- Action conditions
- Global correlation conditions
- Action operation details
 - in the [Operations](#), [Recovery operations](#) and [Update operations](#) tabs

- Maintenance period details
 - in the [Periods](#) tab
- Discovery rule details
 - see discovery [check](#) editing

In many cases this change allows to de-clutter the interface of having to configure too many options in one screen. For example, details of an action operation are now opened in a separate popup window.



New filtering options for dashboard widgets

Dashboard widgets [Problems by severity](#) and [Problem hosts](#) now support filtering problems by tags.

From: <https://www.zabbix.com/documentation/current/> - **Zabbix Documentation 5.0**

Permanent link: <https://www.zabbix.com/documentation/current/manual/introduction/whatsnew500?rev=1581499011>

Last update: **2020/02/12 09:16**

