

5 What's new in Zabbix 3.2.0

5.1 Event correlation

With the introduction of [event tags](#), it is now possible to tag problem events. That also means that with tagging it is possible to correlate a specific problem event to its resolution. For example, in log monitoring, when several problems are discovered that are related to different applications, you may want to see them resolved separately rather than all together. This is now possible.

For example, in log monitoring you encounter lines similar to these:

```
Line1: Application 1 stopped
Line2: Application 2 stopped
Line3: Application 1 was restarted
Line4: Application 2 was restarted
```

With event correlation, you can match the problem event from Line1 to the resolution from Line3 and the problem event from Line2 to the resolution from Line4, and close these problems one by one:

```
Line1: Application 1 stopped
Line3: Application 1 was restarted #problem from Line 1 closed
```

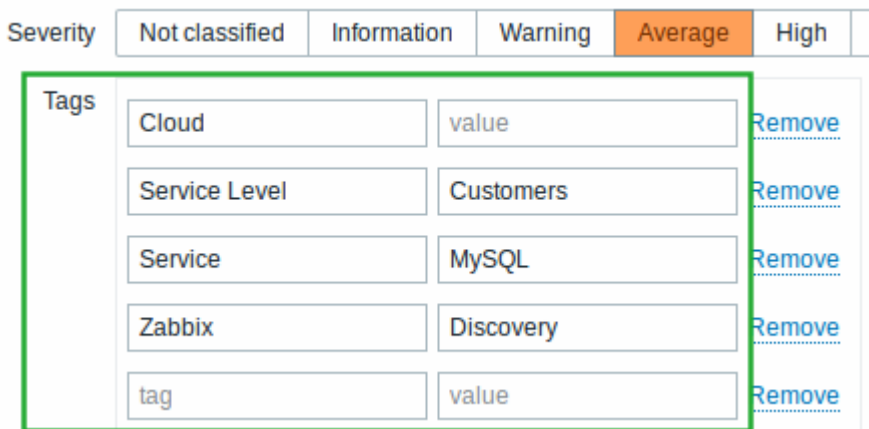
```
Line2: Application 2 stopped
Line4: Application 2 was restarted #problem from Line 2 closed
```

For more information see the [event correlation](#) section.

5.2 Event tags for greater flexibility

Custom tags for events are introduced in the new version. Custom event tags are realized as a pair of the *tag name* and *value*. You can use only the name or pair it with a value.

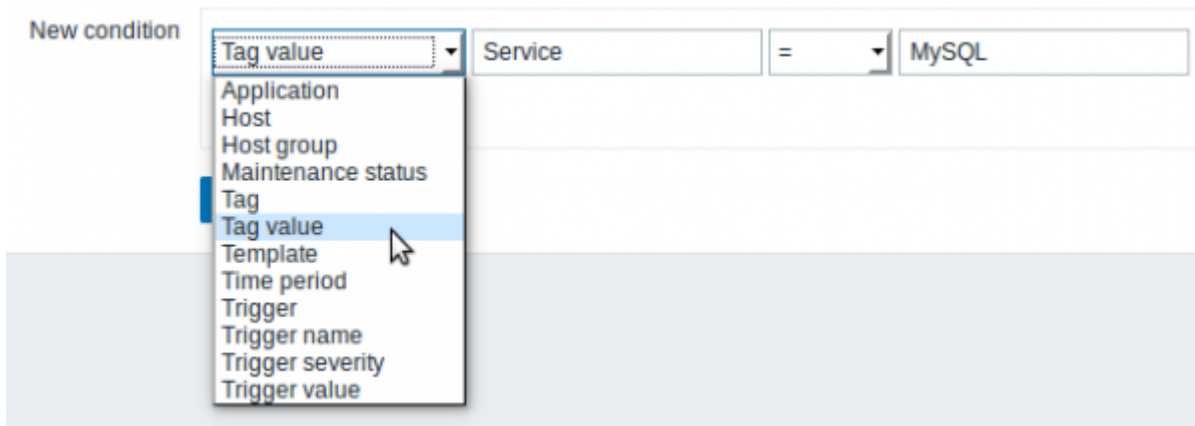
These tags are defined in trigger configuration - for triggers, template triggers and trigger prototypes.



After the tags are defined on the trigger level, corresponding events get marked with tag data.

Having custom tags for events opens up new possibilities:

- it is possible to tag events and correlate them
- tag data is visible in *Monitoring* → *Problems*
- tag-based filtering is available for actions. You can get notified only on events matched by the tag/tag value.



Tags can be defined for template triggers and trigger prototypes. These tags are propagated to real triggers when created.

For more information see the [event tag](#) section.

5.3 View problems more clearly

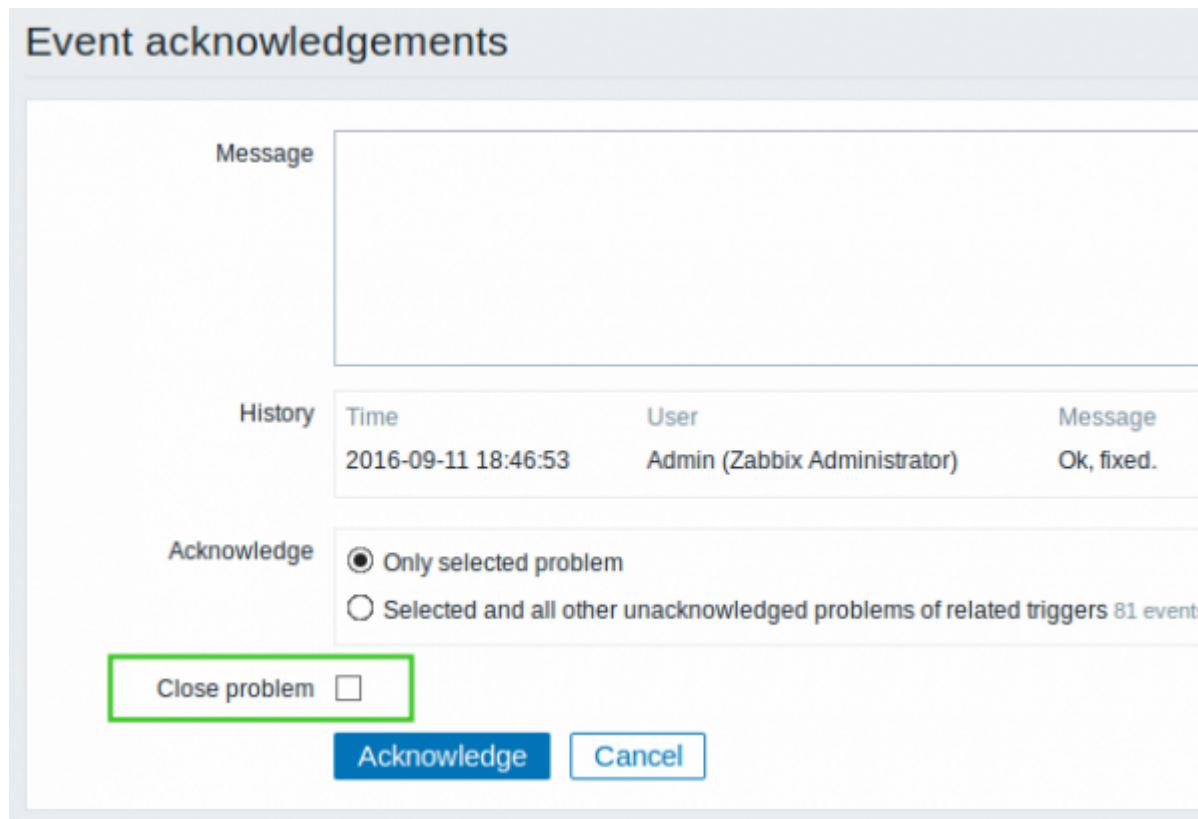
The monitoring part of Zabbix frontend has gained a new dedicated “Problems” view. This section is for displaying problems only and it follows immediately after *Monitoring* → *Dashboard*. The new section is intended to give users a much clearer view of problems in comparison to the two *Monitoring* → *Triggers* and *Monitoring* → *Events* sections used for this purpose previously.

Time	Severity	Recovery time	Status	Info	Host	Problem
01:36:53	Warning	01:36:53	RESOLVED	Log trigger2	Zabbix server 1	Log trigger2
01:22:49	Not classified	01:26:19	RESOLVED	CPU load too high on 'New host' for 3 minutes	New host	CPU load too high on 'New host' for 3 minutes
01:04:47	Warning	01:15:47	RESOLVED	Disk I/O is overloaded on New host	New host	Disk I/O is overloaded on New host
01:04:19	Not classified	01:14:49	RESOLVED	CPU load too high on 'New host' for 3 minutes	New host	CPU load too high on 'New host' for 3 minutes
Yesterday						
2016-06-21 10:18:54	Warning		PROBLEM	Lack of free swap space on Zabbix server 1	Zabbix server 1	Lack of free swap space on Zabbix server 1
June						
2016-04-05 11:18:08	Warning		PROBLEM	Free disk space is less than 20% on volume /	New host	Free disk space is less than 20% on volume /

In a related development, *Monitoring* → *Events* has been removed from the frontend. To access event details, use the new section for problems.

5.4 Close problems manually

Some problems in log monitoring or trap handling need to be closed manually because there is no easy way to determine when the problem has been resolved. For these cases, triggers can now be configured with the option of manual closing of problem events. Once configured, problem events of the trigger can be closed manually when using the acknowledgement screen.



Event acknowledgements

Message

History

Time	User	Message
2016-09-11 18:46:53	Admin (Zabbix Administrator)	Ok, fixed.

Acknowledge

Only selected problem

Selected and all other unacknowledged problems of related triggers 81 events

Close problem

Acknowledge Cancel

For more information see: [Manual closing of problems](#).

5.5 Ability to customize macro values

Sometimes a macro may resolve to a value that is not necessarily easy to work with. It may be long or contain a specific substring of interest that you would like to extract. For these purposes, the new version comes with a new concept of *macro functions*. Currently, two macro functions are supported:

- *regsub* - substring extraction by a regular expression match (case sensitive)
- *iregsub* - substring extraction by a regular expression match (case insensitive)

These macro functions are supported for the {ITEM.VALUE} and {ITEM.LASTVALUE} macro values in trigger names, trigger descriptions, event tags, notifications subjects and notification messages.

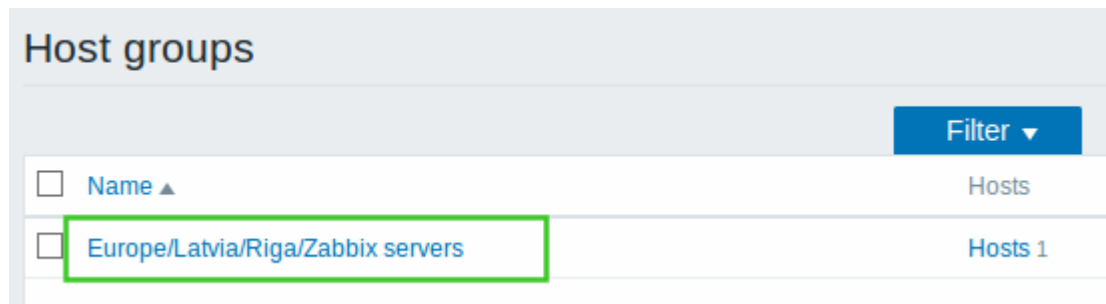
For more information see the [macro function](#) section.

5.6 Nested representation of host groups

Having a built-in mechanism for a logical grouping of host groups is something that is very much

required, especially in larger organizations. While the new Zabbix version does not support a full nesting of host groups where a higher-level host group would automatically inherit all hosts of a nested host group, first steps towards nested host groups have been taken by allowing a nested representation of host groups and aligning the permission schema to host group nesting.

Nested representation of host groups is accomplished by using the '/' forward slash to separate the logical levels of host groups.



For more information see: [Configuring a host group](#)

In a related development, the host group permission tab has been significantly reworked in user group and user configuration forms.

5.7 Coping with fast-growing log files

More advanced options are available for dealing with fast-growing log files. The key issue with such files is the enormous number of messages, which are written to the log files in certain situations. As all new lines must be analyzed by Zabbix and the matching lines sent to Zabbix server, it may result both in serious delays and a large number of identical messages sent and stored in the database.

To deal with these issues there are two major improvements:

- an optional [maxdelay](#) parameter for log monitoring items, which can be used to set a time bracket that log records must be analyzed within - if it's impossible to analyze all records within the set time, older lines are skipped in favour of analyzing the more recent ones.
- **log.count** and **logrt.count** - two new agent [items](#) that count the number of matched lines and return that number instead of the lines themselves.

5.8 Easier trigger hysteresis

Trigger hysteresis is a useful option both to avoid trigger “flapping” (switching between problem and OK too often) and in situations where you need an interval between the problem value and the OK value. While it was possible in previous Zabbix versions to define trigger hysteresis using the {TRIGGER.VALUE} macro, the resulting expression was not exactly the easiest way of doing things:

```
{TRIGGER.VALUE}=0 and {server:temp.last()}>20) or  
{TRIGGER.VALUE}=1 and {server:temp.last()}>15)
```

The new version proposes a much easier way of defining trigger hysteresis by introducing an optional second trigger expression called 'recovery expression' where you can separately define the conditions that have to be met for the trigger to return back to the OK state.

The screenshot shows the Zabbix configuration interface for a trigger. It has two tabs: 'Trigger' and 'Dependencies'. The 'Trigger' tab is selected. The 'Name' field is 'Temperature in server room is too high'. The 'Problem expression' field contains the Zabbix expression `{server:temp.last()}>20`. Below this is a link for 'Expression constructor'. A green box highlights the 'OK event generation' section, which has three radio buttons: 'Expression', 'Recovery expression', and 'None'. The 'Recovery expression' field contains `{server:temp.last()}<=15`. Below this is another 'Expression constructor' link. At the bottom, the 'PROBLEM event generation mode' is set to 'Single'.

There is also more control over how OK events are generated. You can use the problem expression as basis (then it works the same way as before), the recovery expression as basis, or even select 'None' in which case the trigger will always remain in problem state if it goes into it.

Additionally, *PROBLEM event generation mode* for single/multiple problem events has been changed from a silent default/optional checkbox into an obvious two-way choice.

See also:

- [Configuring a trigger](#)
- [Trigger hysteresis](#)

5.9 Recovery operations

Being notified on problem recovery has become easier in Zabbix. If previously there was the slightly confusing concept of a special "Recovery message" or the possibility to create a full escalation when problem triggers go OK, now that has been united into one "Recovery operation" concept.

In a recovery operation you can both receive a notification and execute a remote command. Even though recovery messages cannot be escalated (assigned to several steps), it is possible to assign several operations to a single step. Moreover, all users that were notified on the problem previously, can be notified on the recovery with just one selection made in action configuration.

Recovery operations also get a dedicated tab in the action configuration form, while the condition tab has been dropped and conditions now can be set in the general action property tab.

Note that some action conditions have been dropped completely with this development:

- “Trigger value” conditions for trigger events
- “Event type” conditions for internal events - *Item in “normal” state, Low-level discovery rule in “normal” state, Trigger in “normal” state*

Actions

Action Operations **Recovery operations**

Default subject {TRIGGER.STATUS}: {TRIGGER.NAME}

Default message
Trigger: {TRIGGER.NAME}
Trigger status: {TRIGGER.STATUS}
Trigger severity: {TRIGGER.SEVERITY}
Trigger URL: {TRIGGER.URL}
Item values:
1. {ITEM.NAME1} ({HOST.NAME1}:{ITEM.KEY1})

Operations Details
Notify all who received any messages regarding the problem before
Run remote commands on current host

Operation details
Operation type Send recovery message

Default message

Add Cancel

For more details, see:

- [Actions](#)
- [Recovery operations](#)

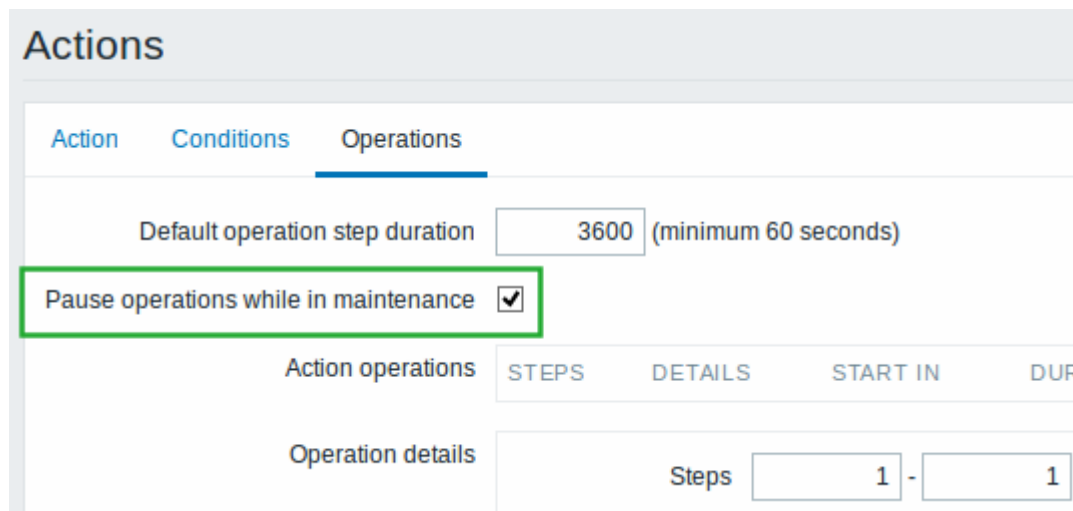
5.10 Delaying escalations during maintenance

The logic of delaying problem notifications during host maintenance has been changed.

In previous Zabbix versions, it was possible to “suppress” problem notifications during a host maintenance period (using the *Maintenance status = not in “maintenance”* action condition). Then, if the problem persisted, problem events were generated immediately after the maintenance. However, it was not always easy for users to understand what generated those events and why. Acknowledgement information of the original event was also lost.

In the new version, the old mechanism is dropped. Instead there is a new option in action

configuration, which allows to pause notifications in the host maintenance phase if you wish so.



If notifications are paused during maintenance, they get back on course after the maintenance, according to the escalation scenario.

See also:

- [Maintenance](#)
- [Escalations](#)
- [Upgrade notes for 3.2](#)

5.11 Viewable items, triggers, graphs created by LLD

Entities created by low-level discovery (items, triggers, graphs) in previous Zabbix versions were only listed. It was not possible to view their details or apply mass operations to them, such as enabling/disabling or deleting.

Now these entities are shown in a much more user-friendly way. It is possible to view the details of these items, triggers and graphs. Check-boxes are enabled to apply mass operations to them. Thus it is possible to enable/disable/delete them.

<input type="checkbox"/>	Network interface discovery: Incoming network traffic on eth0	Items created by low-level discovery before 3.2.0.
<input type="checkbox"/>	Network interface discovery: Outgoing network traffic on eth0	
<input type="checkbox"/>	Network interface discovery: Incoming network traffic on eth0	Items created by low-level discovery in 3.2.0.
<input type="checkbox"/>	Network interface discovery: Outgoing network traffic on eth0	

5.12 Web scenario export/import

When exporting hosts or templates into XML, web scenarios are now exported as well. When importing hosts/templates, there are options for creating new, updating existing and deleting missing web scenarios.

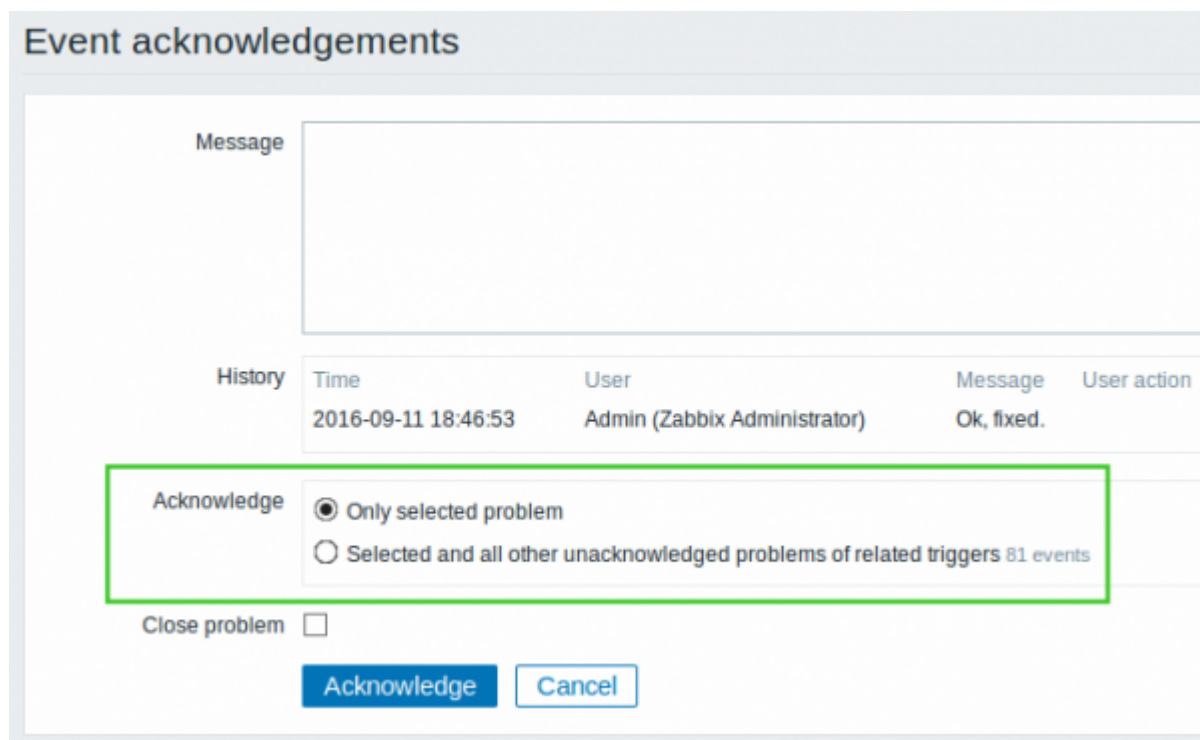
Now on you may easily share web scenarios on share.zabbix.com. For example, export a template with the web scenarios into XML and upload to share.zabbix.com. Then others can download the

template and import the XML into Zabbix.

5.13 Frontend improvements

5.13.1 Acknowledgement of OK events removed

A separate option for acknowledging OK events along with problem events has been removed from the acknowledgement screen. It is now possible to acknowledge problem events only, with the choice of acknowledging just one or all problem events of the trigger(s).



Event acknowledgements

Message

History

Time	User	Message	User action
2016-09-11 18:46:53	Admin (Zabbix Administrator)	Ok, fixed.	

Acknowledge

- Only selected problem
- Selected and all other unacknowledged problems of related triggers 81 events

Close problem

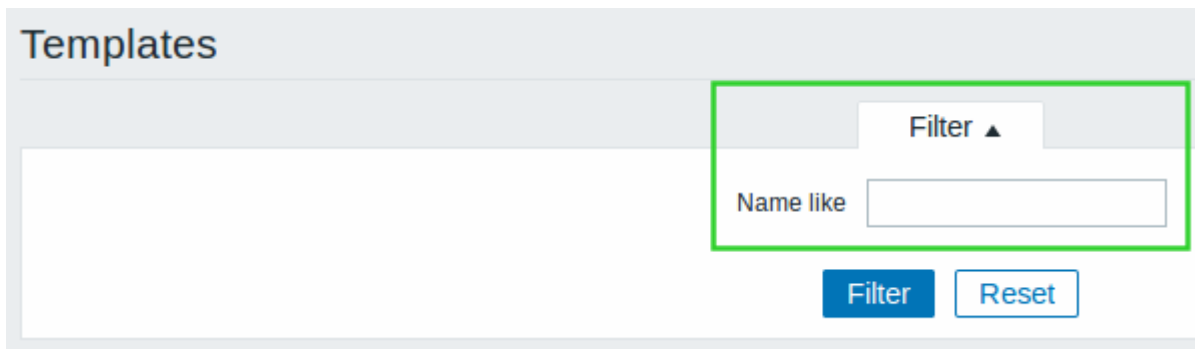
Acknowledge

5.13.2 Several new filters

5.13.2.1 Filtering by name

Host groups, templates and global scripts can now be searched by name in:

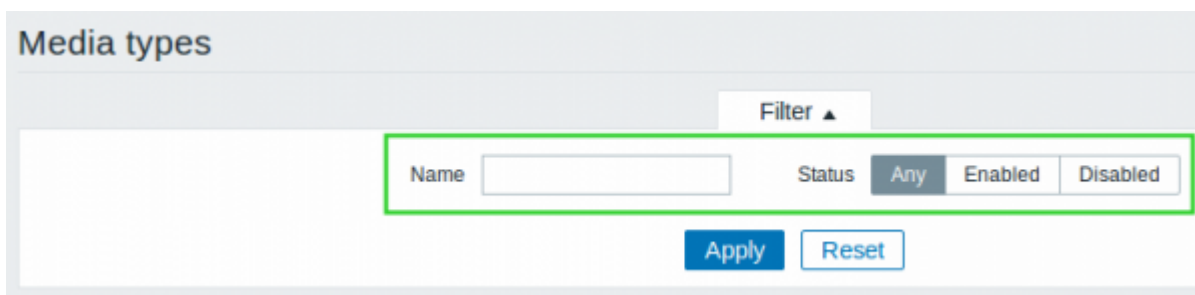
- *Configuration* → *Host groups*
- *Configuration* → *Templates*
- *Administration* → *Scripts*



5.13.2.2 Filtering by name and status

Several frontend sections have gained a filter allowing to search by name as well as status, type or mode:

- *Configuration → Maintenance*
- *Configuration → Actions*
- *Configuration → Discovery*
- *Administration → Proxies*
- *Administration → User groups*
- *Administration → Users*
- *Administration → Media types*



5.13.3 Updated translations

- Chinese (China)
- Czech
- English (United States)
- French
- Georgian
- German
- Italian
- Japanese
- Korean
- Polish
- Portuguese (Brazil)
- Russian
- Slovak
- Spanish
- Turkish

- Ukrainian

5.14 Daemon improvements

5.14.1 Host availability, discovery, auto-registration and history data validation

Zabbix server will validate host availability, discovery and auto-registration data received from proxy stricter and will reject the whole data packet in case it contains invalid entries. At the same time fewer but more informative messages will be written to the log file. Also, if passive proxy for example returns invalid host availability data, server will skip polling discovery, history and auto-registration data from that proxy. Apart from better messages processing of historical data from proxies and active agents is not affected. Log file messages containing name, IP address and error description will help troubleshooting misconfiguration issues such as proxypoller connecting server's trapper port or agent instead of proxy.

5.15 Item changes/improvements

log.count and **logrt.count** - two new items have been added along with a 'maxdelay' parameter for log monitoring. For more information see: [Coping with fast-growing log files](#).

5.16 VMware monitoring improvements

Two new [item keys](#) to read the datacenter name have been added for hypervisors and virtual machines:

- `vmware.hv.datacenter.name[<url>,<uuid>]`
- `vmware.vm.datacenter.name[<url>,<uuid>]`

A `{#DATACENTER.NAME}` field has been added to the hypervisor and virtual machine discovery item keys `vmware.hv.discovery` and `vmware.vm.discovery`.

5.17 Trigger functions

The **count()** [function](#) now supports *regexp* and *iregexp* operators for all item types. It is now possible to count values matching a regular expression (ordinary or global) collected over a specified period of time.

Several [functions](#) are now calculated for unsupported items as well:

- **nodata()**
- **date()**
- **dayofmonth()**
- **dayofweek()**
- **now()**

- **time()**

Host and item, however, must be enabled as before.

5.18 Unsupported items and unknown values in triggers/calculated items

Previously any unsupported item in trigger expression or error in function evaluation immediately rendered the whole expression value to *Unknown*. Triggers became *Unknown*, calculated items became unsupported.

In the new version there's a more flexible approach: unsupported items and errors in function evaluation continue to take part in expression evaluation as unknowns.

Advantage - logical OR and AND expressions are evaluated, if possible, to known values. For example:

- '1 or Unsuported_item1.some_function()' is evaluated to '1' (True)
- '0 and Unsuported_item1.some_function()' is evaluated to '0' (False)

See [Expressions with unsupported items and unknown values](#).

5.19 Miscellaneous improvements

5.19.1 Database changes

The `history_text.id` and `history_log.id` fields were removed from the corresponding history tables. Those fields were redundant and removing them will simplify history table structures and will remove unnecessary overhead when inserting values.

From:

<https://www.zabbix.com/documentation/3.2/> - **Zabbix Documentation 3.2**

Permanent link:

<https://www.zabbix.com/documentation/3.2/manual/introduction/whatsnew320?rev=1474384634>

Last update: **2016/09/20 15:17**

