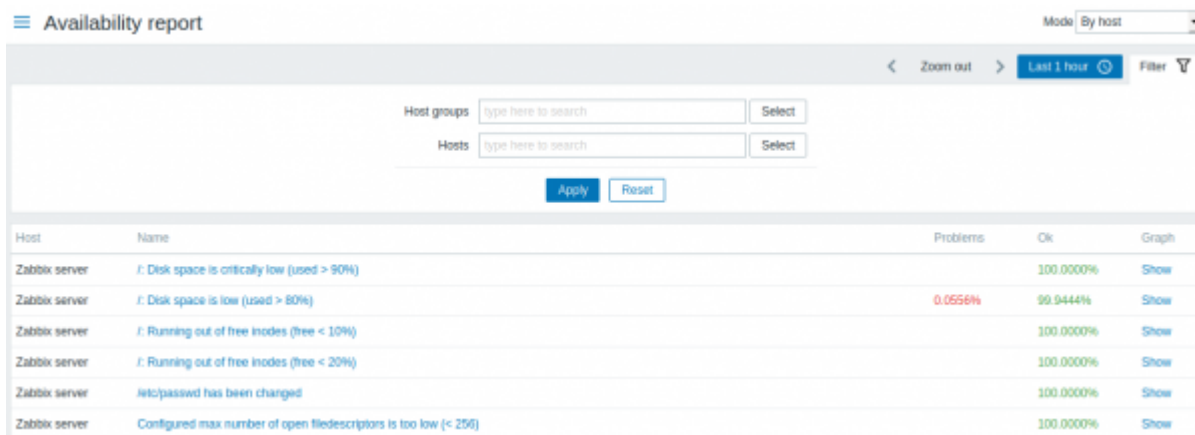


2 Availability report

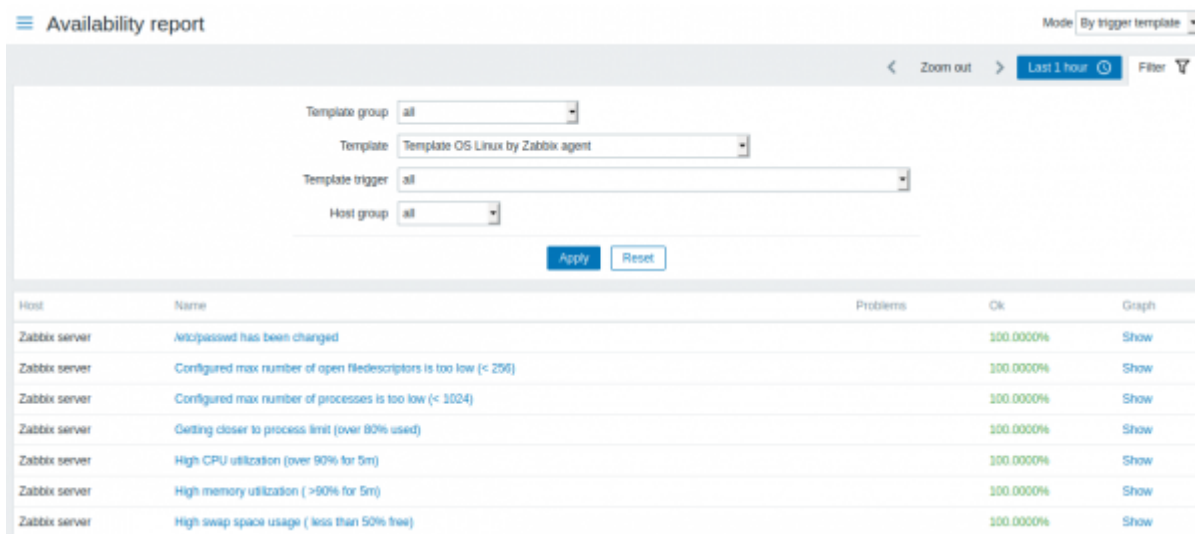
Overview

In *Reports* → *Availability report* you can see what proportion of time each trigger has been in problem/ok state. The percentage of time for each state is displayed.

Thus it is easy to determine the availability situation of various elements on your system.



From the dropdown in the upper right corner you can choose the selection mode - whether to display triggers by hosts or by triggers belonging to a template.



The name of the trigger is a link to the latest events of that trigger.

Using filter

Filter can help narrow down the number of hosts and/or triggers displayed. The filter is located below the *Availability report* bar. It can be opened and collapsed by clicking on the *Filter* tab on the left.

Filtering by trigger template

In the *by trigger template* mode results can be filtered by one or several parameters listed below.

Parameter	Description
Template group	Select all hosts with triggers from templates belonging to that group. Any host group that includes at least one template can be selected.
Template	Select hosts with triggers from chosen template and all nested templates. Only triggers inherited from the selected template will be displayed. If a nested template has additional own triggers, those triggers will not be displayed.
Template trigger	Select hosts with chosen trigger. Other triggers of the selected hosts will not be displayed.
Host group	Select hosts belonging to the group.

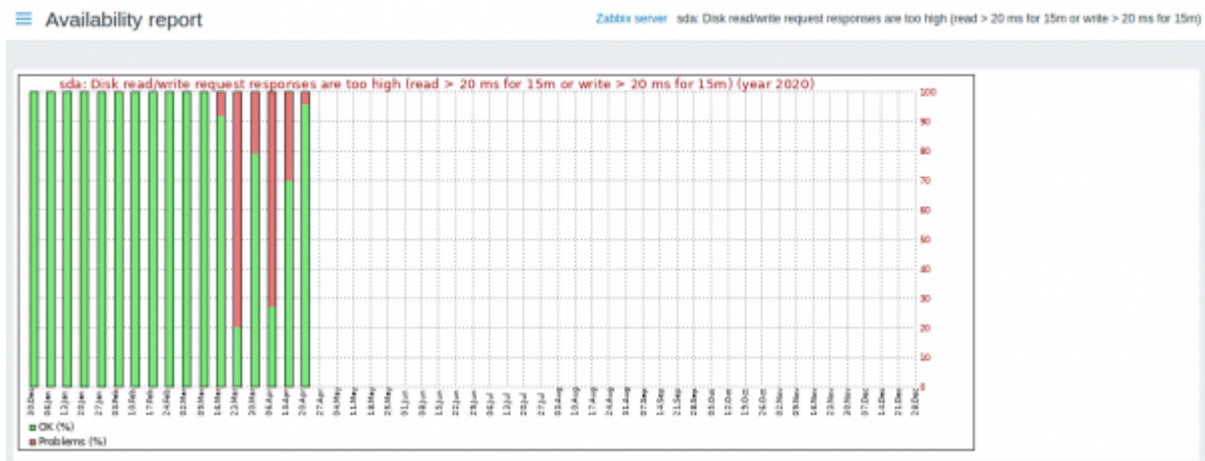
Filtering by host

In the *by host* mode results can be filtered by host or by host group. Specifying a parent host group implicitly selects all nested host groups.

Time period selector

The [time period selector](#) allows to select often required periods with one mouse click. The time period selector can be opened by clicking on the time period tab next to the filter.

Clicking on *Show* in the Graph column displays a bar graph where availability information is displayed in bar format each bar representing a past week of the current year.



The green part of a bar stands for OK time and red for problem time.

From: <https://www.zabbix.com/documentation/5.2/> - **Zabbix Documentation 5.2**

Permanent link: https://www.zabbix.com/documentation/5.2/manual/web_interface/frontend_sections/reports/availability

Last update: **2020/01/31 07:52**

